




MADE IN ITALY

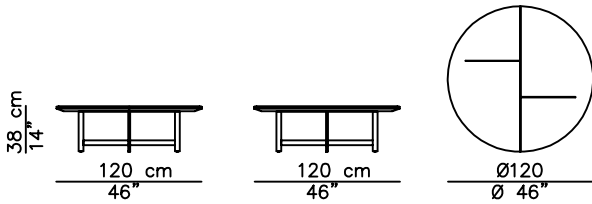


TAVOLINI - PLACE' - SMALL TABLE



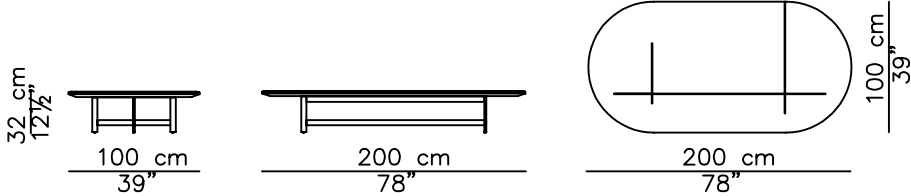
Pelle / Leather

Ø120 h 38  
Tavolo / Table



Pelle / Leather

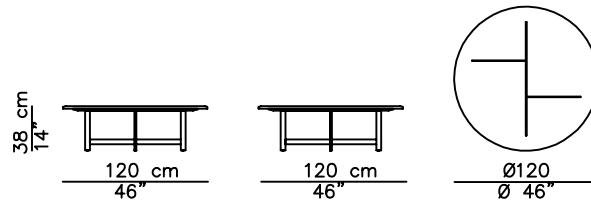
200 x 100 h 32  
Tavolo / Table



---

Marmo / Marble

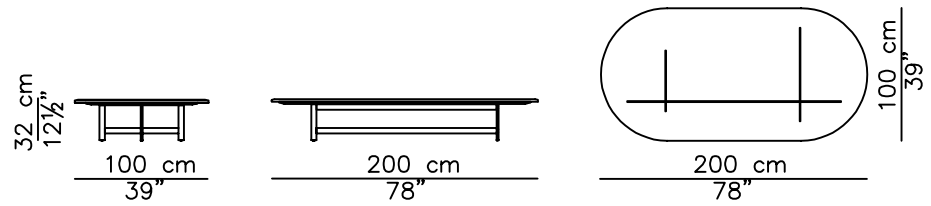
Ø120 h 38  
Tavolo / Table



---

Marmo / Marble

200 x 100 h 32  
Tavolo / Table



# COMPONENTI

n° 01 - Piano in marmo / pelle

n° 01 - Base

n° 04 - Viti M6 x15 mm testa piatta nere  
con rondella  $\phi$  25 mm ( versione  $\phi$  120 pelle/marmo )



n° 06 - Viti M6 x15 mm testa piatta nere  
con rondella  $\phi$  25 mm ( versione 200x100 pelle/marmo )

# COMPONENTS

n° 01 - Marble top / Leather Top

n° 01 - Base

n° 04 - Screws M6 x 15 mm rounded black head  
with washer  $\phi$  25 mm ( version  $\phi$  120 leather/marble )

or

n° 06- Screws M6 x 15 mm rounded black head  
with washer  $\phi$  25 mm ( version 200x100 leather/marble )

# 1

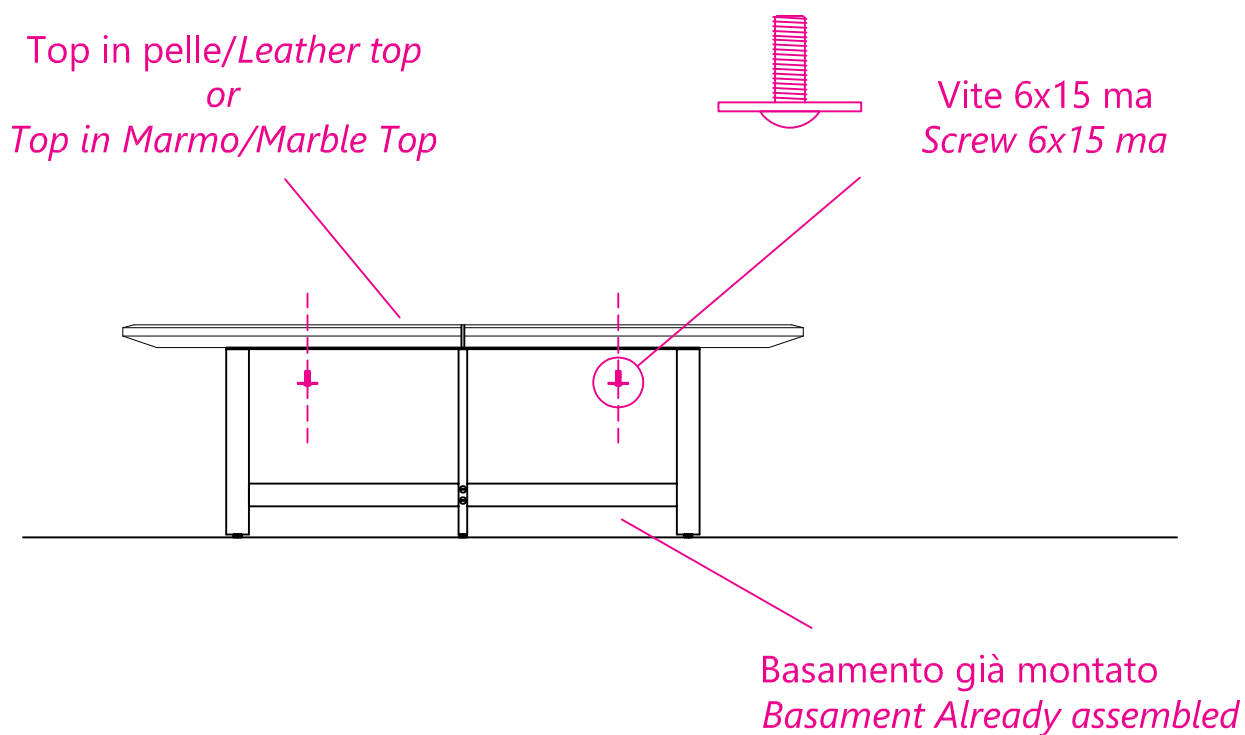
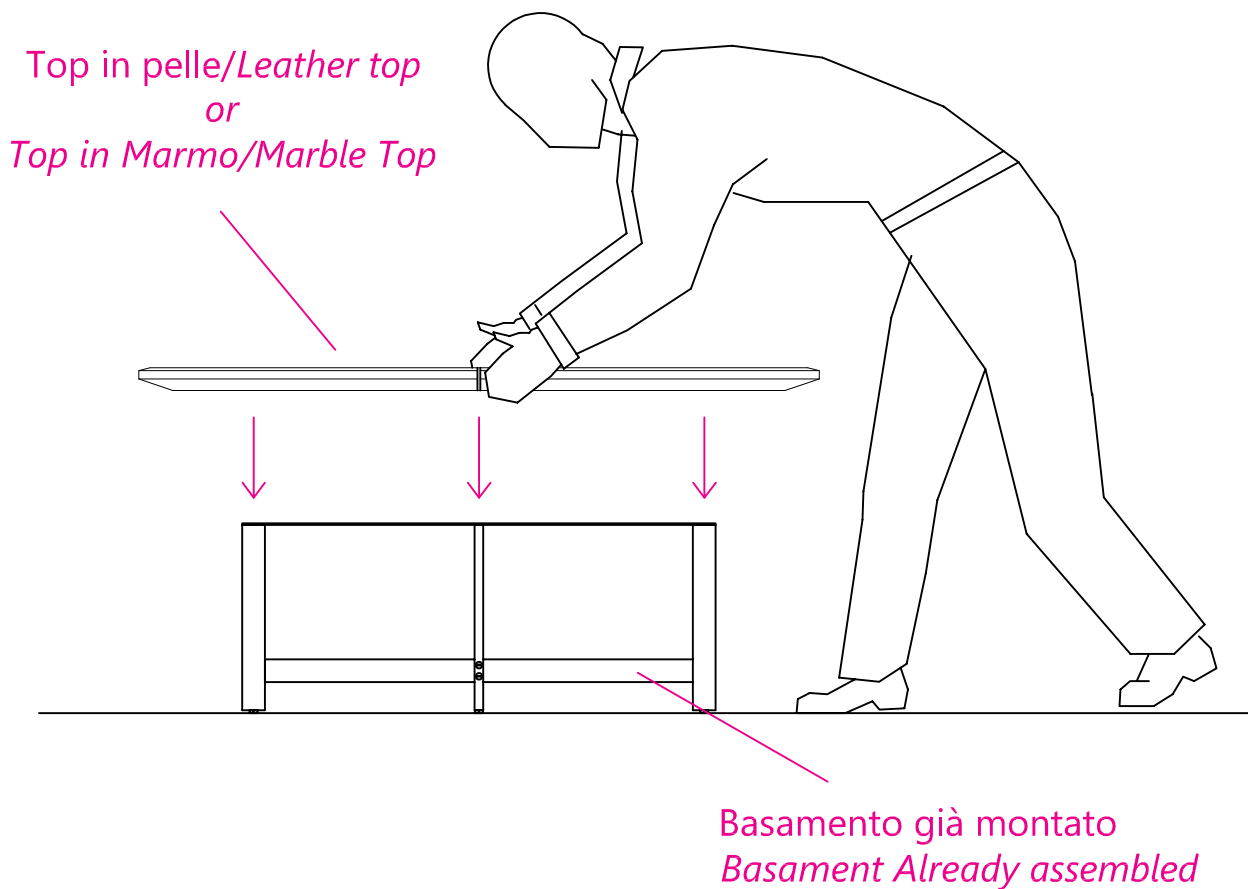
Posizionare a terra il basamento e appoggiare su di esso il top in pelle o in marmo. Successivamente avvitarlo alla base. ( *Figura 1* )

*Place the base on the ground and place the leather top or Marble Top on it. Then screw it to the base. ( Picture 1 )*

Assemblaggio Completato. ( *Figura 2* )  
*Assembly completed. ( Picture 2 )*

# Figura 1 - Picture 1

Prospetto Frontale / Frontal View



## Figura 2 - *Picture 2*

Pianta e Prospetto Frontale/ Plan and *Frontal view*

