

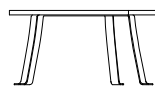


TAVOLINI - ISCHIA - SMALL TABLE



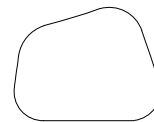
67 x 52 h 35

Tavolino / Small Table



67 cm  
26 1/4"

35 cm  
13 3/4"



67 cm  
26 1/4"

52 cm  
20 1/4"


85 x 85 h 30

Tavolino / Small Table



85 cm  
33 1/4"

30 cm  
11 3/4"



85 cm  
33 1/4"

85 cm  
33 1/4"


100 x 100 h 25

Tavolino / Small Table



100 cm  
39"

25 cm  
9 3/4"

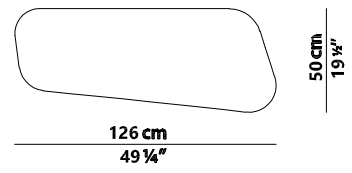
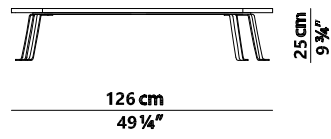


100 cm  
39"

100 cm  
39"

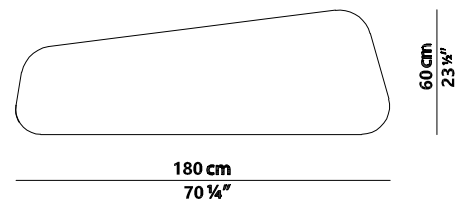
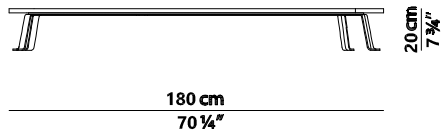
126 x 50 h 25

Tavolino / Small Table



180 x 60 h 20

Tavolino / Small Table



# COMPONENTI

n° 01 - Top in Marmo  
n° 01 - Base

# COMPONENTS

n° 01 - Marble Top  
n° 01 - Base

# 1

Posizionare a terra il basamento e appoggiare su di esso il top in Pietra Lavica o Palladiana. . ( *Figura 1* )

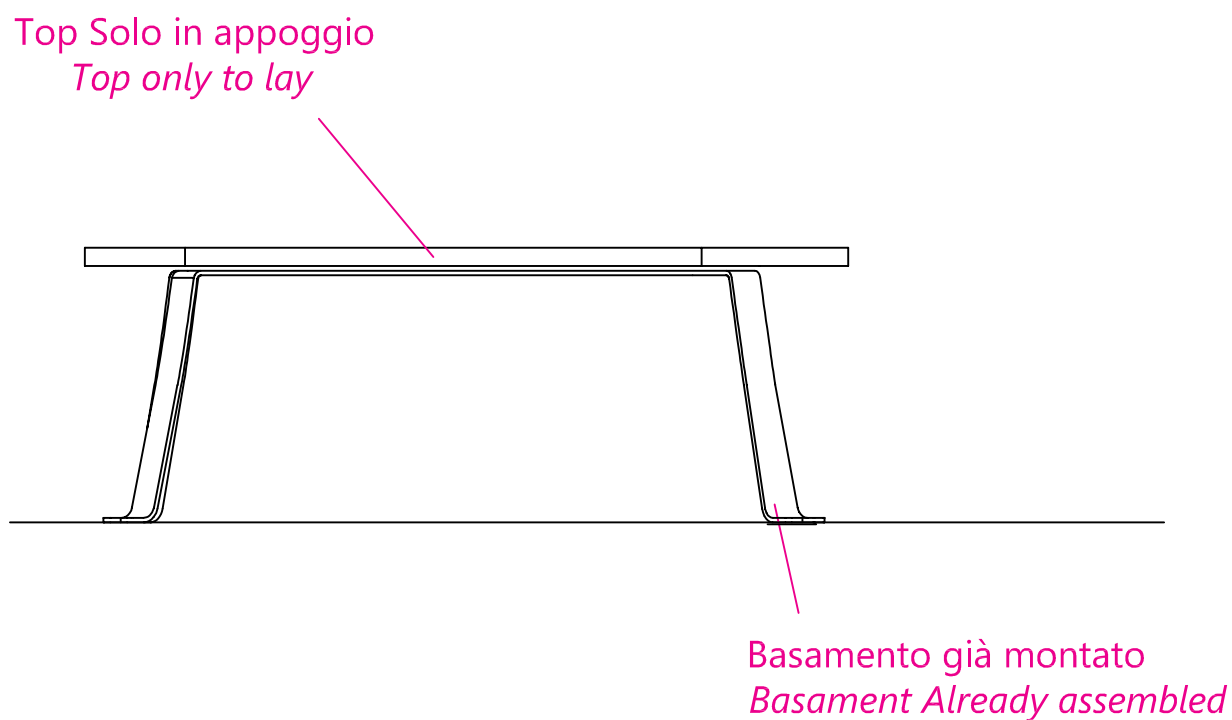
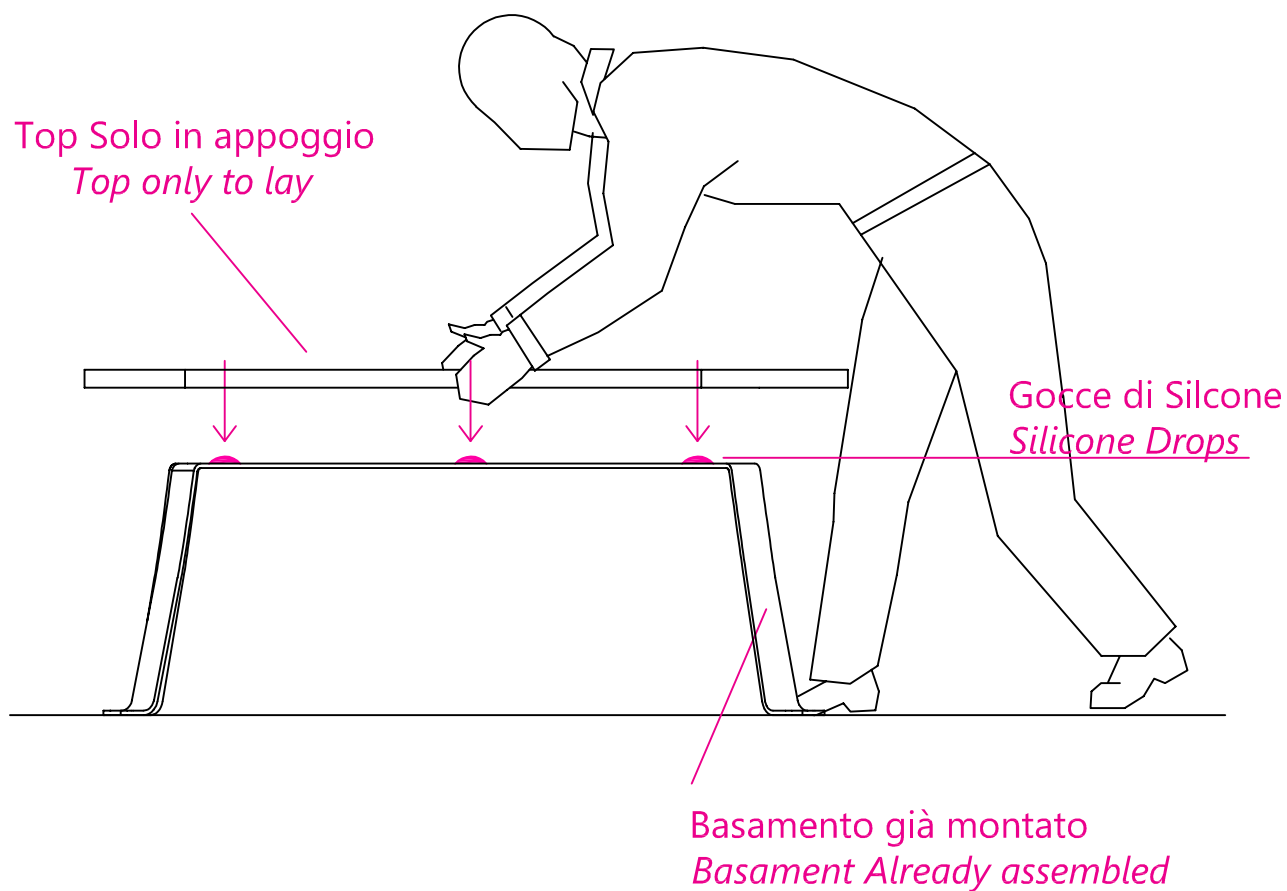
*Place the base on the ground and place Lava Stone or Palladiana Top on it.  
( Picture 1 )*

Assemblaggio Completato. ( *Figura 2* )

*Assembly completed. ( Picture 2 )*

# Figura 1 - Picture 1

Prospetto Frontale / Frontal View



## Figura 2 - Picture 2

Prospetto Frontale/ *Frontal view*

