

PLISSÉ
DRAGA & AUREL



Heritage Vino
Kashmir Vin
i. Kashmir Nuage

KashmirFumée
Kashmir Nuage

River Nelson
Kashmir Lilas

Basamento in ottone brunito. Struttura in MDF impiallacciata internamente in acero naturale con schienale esterno in rovere tinto nero opaco. Anta curva in multistrato di pioppo impiallacciato internamente rovere nero ed esternamente realizzata con motivo plissé triangolare, da un lato in rovere tinto nero opaco, dall'altro rivestito in pelle.

Base (solo versione bar) e top in MDF laccato nero lucido spazzolato. Maniglie in ottone brunito.

A richiesta è possibile realizzare la parte liscia e la parte plissé delle ante con due diverse tipologie di pelle o colore senza sovrapprezzo. Si ricorda che il prezzo viene determinato dalla pelle in categoria superiore.

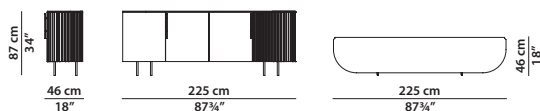
Burnished brass base. Internal natural maple veneered MDF frame with exterior back in matte black-stained oak. Curved shutter in poplar plywood internally veneered in black oak. Externally, one shutter is covered with leather, the other one with triangular plissé pattern. This pattern is matte black-stained oak on one side and leather-covered on the other.

Base (bar version only) and top in brushed glossy black-lacquered MDF. Handles in burnished brass.

Upon request, the smooth part and the pleated part of the shutters are available in two different kinds of leather or colour, at no surcharge. It should be remembered that the price is set by the leather in the higher category.

225 x 46 h87

Mobile basso. Low cabinet.



280 x 46 h87

Mobile basso. Low cabinet.



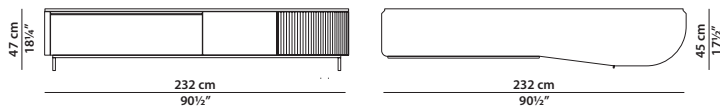
232 x 45 h47

Mobile Tv.

Ripiani interni in cristallo fumé spessore 8mm.

Tv cabinet.

Inner smoked extra clear glass shelves, 8 mm thickness.



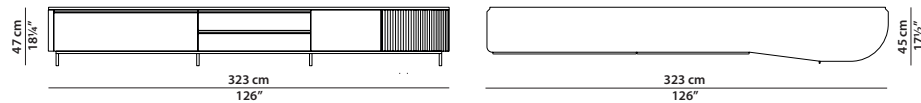
323 x 45 h47

Mobile Tv.

Ripiani interni in cristallo fumé spessore 8mm.

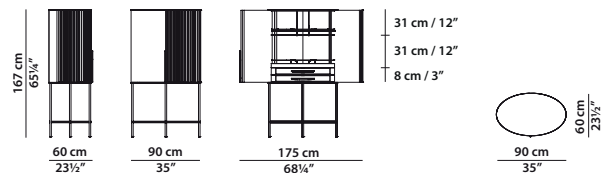
Tv cabinet.

Inner smoked extra clear glass shelves, 8 mm thickness.



90 x 60 h167

Mobile bar. Bar cabinet.



Schienale esterno rivestito nella stessa tipologia di pelle e colore dell'anta liscia. Piano d'appoggio e schienale interno rivestito in pelle.
Ripiano a vista in vetro extra chiaro, spessore 8mm, con ring in ottone brunito e piano estraibile in vetro extra chiaro fumé spessore 8mm.
Illuminazione interna tramite sensore di apertura anta. Due barre da tre led ciascuna, 2 W per led, 2700 K - alimentatore 15W-24V.

External back covered with the same kind and colour leather of the plain shutter. Inner leather-covered support and back.
Visible shelf in extra clear glass, 8 mm thickness, with burnished brass ring and extractable support in smoked extra clear glass, 8 mm thickness.
Interior lighting through door opening sensor. Two bars with three led each, 2W each led, 2700 K - 15W/24V power supply.