



Polish Sky

Struttura in multistrato di abete. Imbottitura in poliuretano espanso a densità differenziata con rivestimento in fibra acrilica. Molleggio a nastri elastici intrecciati di caucciù rivestito.

Disponibile solo in pelli morbide. §

Modello componibile. Si consiglia di allegare all'ordine un disegno della composizione richiesta.

Fir plywood frame. Differentiated density polyurethane foam filling with acrylic fibre cover. Springing with woven elastic straps of covered rubber.

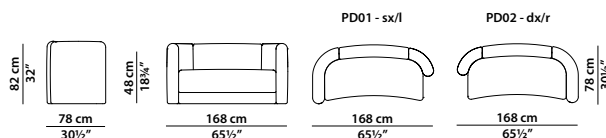
Available in soft leathers only. §

Modular article. We recommend sending a technical drawing of the composition required along with the order.

168 x 78 h82

PD01 - Panca con bracciolo sx.
L bench with armrest.

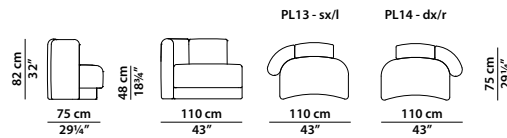
PD02 - Panca con bracciolo dx.
R bench with armrest.



110 x 75 h82

PL13 - Elemento terminale con bracciolo sx.
L terminal module with armrest.

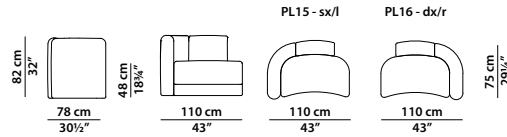
PL14 - Elemento terminale con bracciolo dx.
R terminal module with armrest.



110 x 78 h82

PL15 - Elemento terminale con bracciolo sx.
L terminal module with armrest.

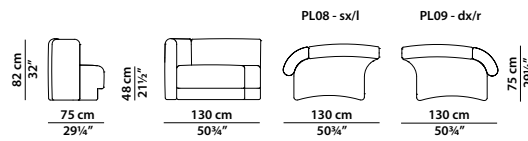
PL16 - Elemento terminale con bracciolo dx.
R terminal module with armrest.



130 x 75 h82

PL08 - Elemento terminale con bracciolo sx.
L terminal module with armrest.

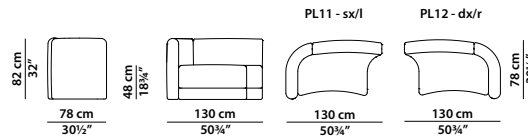
PL09 - Elemento terminale con bracciolo dx.
R terminal module with armrest.



130 x 78 h82

PL11 - Elemento terminale con bracciolo sx.
L terminal module with armrest.

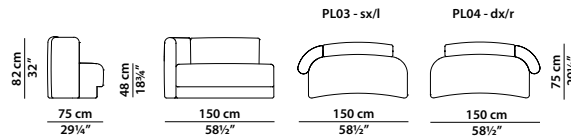
PL12 - Elemento terminale con bracciolo dx.
R terminal module with armrest.



150 x 75 h82

PL03 - Elemento terminale con bracciolo sx.
L terminal module with armrest.

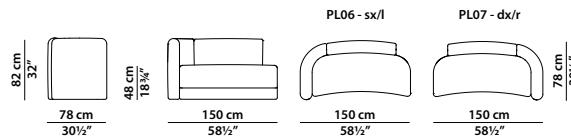
PL04 - Elemento terminale con bracciolo dx.
R terminal module with armrest.



150 x 78 h82

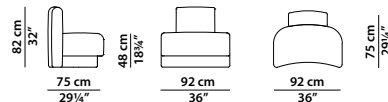
PL06 - Elemento terminale con bracciolo sx.
L terminal module with armrest.

PL07 - Elemento terminale con bracciolo dx.
R terminal module with armrest.



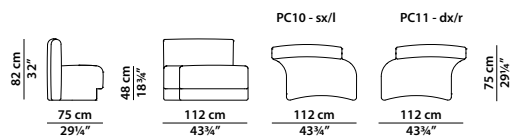
92x75 h82

PC04 - Elemento centrale.
Central module.



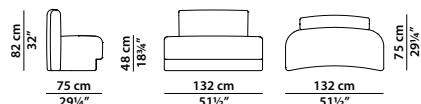
112 x 75 h82

PC10 - Elemento centrale sx.
L central module.
PC11 - Elemento centrale dx.
R central module.



132 x 75 h82

PC05 - Elemento centrale.
Central module.



176 x 70 h82

PA13 - Elemento angolare.
Corner module.

